Cal-IPGCA PERFORMANCE METRICS

INNOVATION FORCE SUMMIT DATA

PRESENTED BY: IF MEMBER JOHN CASILLAS, TEAM 4, CALOES

The response rate for two Champion Innovation Summits hosted by Cal-IPGCA Association resulted in achieving 1700 data points that created the analytics and metrics of performance guiding all teams in the development of their IP Moonshot projects.

The **Innovation Force (IF)** combines 2 members from each Innovation Priority (IP) Moonshot Team. The goal of the IF is to prove a cross-cutting integration among all IPs and IP Teams to identify interdependencies. Its purpose is to reduce redundancy and enhance efficiency.

IF Mission:

Integrate the ideas of each innovation priority to make sure the different teams are building and collaborating to make better products for the people and employees of California.

IF Vision:

One System, One State, One World. One Sign-on.

The **Rapid Innovation Cycle** is the process driven communication approach that fuels all 10 components of our Cal-IPGCA Innovation Wheel. Rapid Innovation challenges participants to quickly write every idea they have for a given prompt and provides the opportunity to find both consensus of thought and standout ideas. This process was deployed for both Champion Summits (August 8 at FTB and September 5 at CalOES) resulting nearly 1700 data point outcomes.

We received a total of 1,699 responses to the 4 questions asked of the meeting participants on August 8th and September 5th combined. 1 hour per session was dedicated to this rapid innovation. For each Summit, a 1.5 hour session was dedicated to this rapid innovation.

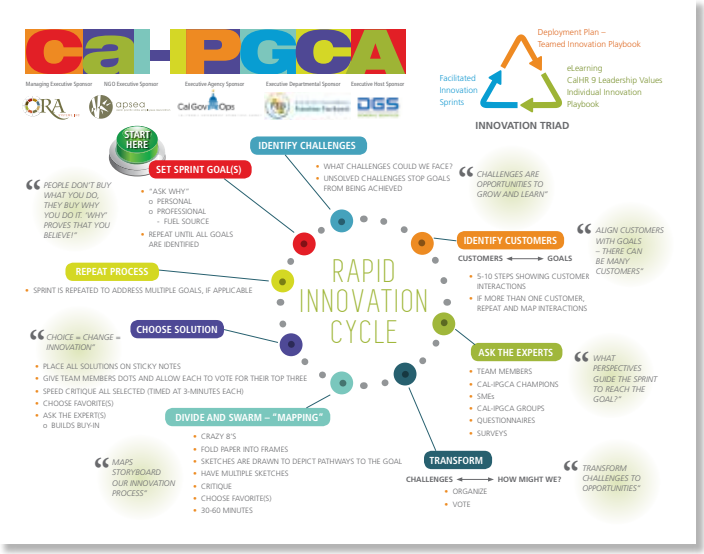

Enlarge Image

"ASK THE EXPERT" QUESTIONS

1. What goals do you see for this Innovation Priority?
2. What do you see as the biggest/highest priority action within this Innovation Priority?
3. What challenges do you see for this Innovation Priority in achieving those goals?
4. What Data Analytics would you like to see come from the final product of this Innovation Priority?

RESULTING DATA

(1699/120)= average of 14 responses per minute.

Of the total responses:

- Question 1 received 25.4%
- Question 2 received 19.5%
- Question 3 received 33.1%
- and Question 4 received 22%

Cal-IPGCA PERFORMANCE METRICS

INNOVATION FORCE SUMMIT DATA

1

Cal-IPGCA

Innovation Force and
All Teams Champion Summit Data

November 12, 2019

2

INNOVATION FORCE

- Introductions
  - Monica Alverez, DWR
  - JR Antablian, CDCR
  - John Casillas, CalOES
  - Kamyar Guivetchi, DWR
  - Sean Harrison, CalFIRE
  - Jim Long, DWR
  - Morgan O'Brien, DWR
  - Gene Romagna, DMV

3

INNOVATION FORCE

Mission:

Integrate the ideas of each innovation priority to make sure the different teams are building and collaborating to make better products for the people and employees of California.

Vision:

One System, One State, One World.

One Sign-on.

4

WHY: WHOLE SYSTEM

Independent parts working interdependently

5

WHY: WHOLE SYSTEM

Silo & Hierarchy	VS.	Whole System
• Command and control • Employee Turnover/ knowledge loss • Duplicate efforts • Fear based		• Operates alongside/ Collaboration • Employee Retention/Satisfaction • Shared resources • Empowering
I / Me		Us/ We

6

HOW ARE WE INTEGRATING THE TEAMS?

- Regular representation of all teams at each IF meeting
- Cross-pollination of ideas and best practices through team updates
- Coordination on Slack
- Identifying overlap in prototypes
- Developing a pilot project to test moonshot prototypes

7

WHAT ARE WE DOING HERE TODAY?

- Presentations from IP Teams
- Showcasing our 5 months of collaborative work
- Sharing best practices and ideas
- Breaking down silos for innovation
- Recruiting support, knowledge, and advocates!

8

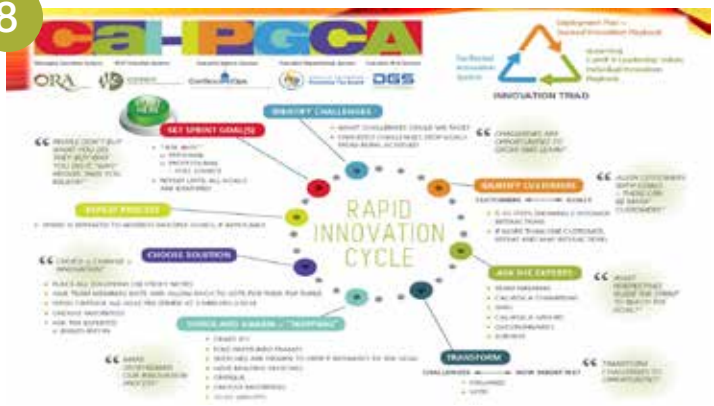

9

RESPONSES BY CATEGORY

Number of Responses Per Category

Rank	Category	# of Remarks
1)	Coordination	496
2)	Workforce	425
3)	Process	300
4)	Effectiveness**	184
5)	Training	162
6)	Funding	111
7)	Disaster*	21

*Disaster category only received for challenges question.
**Effectiveness category only received for challenges question.

10

RESPONSES BY CATEGORY

% of Responses by Category

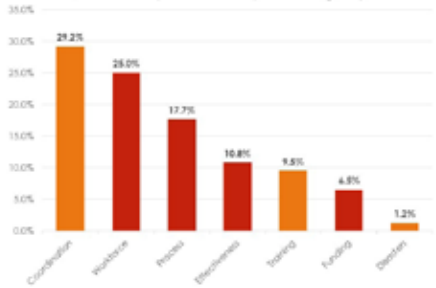

11

Cal-IPGCA

Thank you!

12

RESPONSE RATE
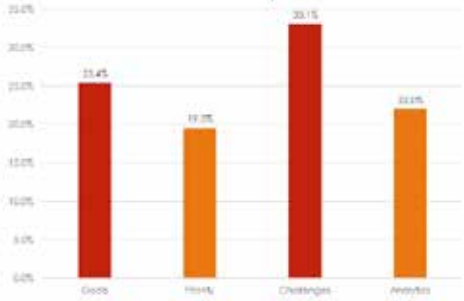
Total number of responses: 1.7k